








CPMS 2.0


Create a patient


<https://cpms2.ern-net.eu/screen/home>


**CPMS 2.0**


Julia NEVEU
ERN Clinician


 Home


 Patient Record

 Add New Patient



 Meetings

 Supporting Docum...

Welcome Julia NEVEU!
Get ready to collaborate with clinicians across Europe to improve the diagnosis and treatment of rare diseases.


Next meeting





Title	Time	Date	Actions
N			

Active discussions 

Nickname	ID	Centre	Deadline	Actions
No active discussions!				

CPMS 2.0 - 1.42.14

Items per page: 10 





Home



Patient Record



Add New Patient



Meetings



Supporting Docum...

[Home](#) > Add new patient

Add new patient

Create a record for a patient who doesn't yet exist in the system

Julia NEVEU (me)

Page 1 of 3

Consent for care

Before you can add a patient to the system you must gain their consent.

Your hospital has a specific form or procedure to obtain consent from a patient for this system.

If you are unaware of this internal procedure, please contact your hospital Data Protection Officer (DPO) and/or ERN specific representative.

Consent given *

Yes



No

dd/mm/yyyy

**OPTIONAL - Consent for education purposes**

Yes



No

OPTIONAL - Consent for inclusion in registries

Yes



No

Then, complete all
green information
that is mandatory

Identifying data

First Name *

Last Name *

Sex *

Date of birth *

Nationality *

(all personal
information will not be
visible by other users)

Then, click on the
“Next” button

Next >

System information

Nickname ?

The nickname must be unique

Vex Xanadu 434

Validate

Generate nickname



This nickname is valid

Healthcare provider details

ERN *

 Please choose 

Healthcare provider * ?

 Please choose 

Other HCP

You can change if you want the nickname

And complete green information

Lead * ?



Julia NEVEU



Thematic Area *

Thematics



Subthematic Area

Subthematics



Select the
Thematic Area

Then click on the
“Next button”

Back

Next



At the bottom of
the page, click on
“Add patient”

ERN *

ERN-SKIN

Healthcare provider *

Assistance Publique-Hôpitaux de Paris, Hôpital
Necker-Enfants Malades

Treatment country *

France

Lead *

Julia NEVEU

Thematic Area *

Acquired immunoLogical Low prevalence and
Complex Adult diseases of The skin

Subthematic Area

-

Edit details

Add patient >

Open a discussion and add consultation
information

- Home
- Patient Record
- Add New Patient
- Meetings
- Supporting Docum...

Search for a record > Vex Xanadu 434

Vex

Xanadu

434

P0000647

No Discussion



Hide personal data

Details

Files

Participants

History

Patient Details

Sex

Undifferentiated

Age ?

0 Weeks - 1 Weeks

Record created

22 January 2025

Discussion topic

Currently there is no open discussion.

Open discussion

Click on “Open discussion” on the top right.

Open a discussion



Write discussion topic *

Below you can state discussion purpose, along with details about the patient and their medical history

Write your comment here. This can be a sentence or a paragraph

Urgency *

Is this discussion urgent?



Not urgent



Urgent

Specify urgency

If urgent, specify a soft deadline here

dd/mm/yyyy



Cancel

Confirm

Add details about the consultation (treatment / disease / ..), before to click in “confirm”

Add files

- Home
- Patient Record
- + Add New Patient
- Meetings
- Supporting Docum...

Search for a record > Vex Xanadu 434

Vex Xanadu 434

☒ Hide personal data

P0000647 No Discussion

Details

Files

Participants

History

Patient Details

Sex Undifferentiated Age ? 0 Weeks - 1 Weeks

Record created
22 January 2025

Discussion topic

Currently there is no open discussion.

Open discussion

When your patient
is created, select
“Files”



Success



Patient record for a a created

Currently no discussion is open. Open a new discussion to start messaging

CPMS 2.0 - TEST!!! Do
not use real data!!! -

1.47.2

Vex

Xanadu



Hide personal data

434

P0000647

No Discussion

Details

Files

Participants

History

More

File category ↕

Date



Action

Items per page:

25 ▾



Expand all

Upload

Click on “Upload”

Upload File

Only 1 file can be uploaded at a time. Zip files must only contain DICOM files. 

CPMS 2.0 system only allows certain file extensions 

Choose file Drag and drop file here

Here you can add details about this file:

File category

 None 

Investigation date

dd/mm/yyyy 

Description

By ticking this checkbox, you confirm that you have checked and manually removed all identifiable personal data from selected file(s), including comments & annotations. *

☐

Cancel

Upload

Click on “Choose file”, or drag and drop the file.

Check the box and click on “Upload”

Add participants

- Home
- Patient Record
- + Add New Patient
- Meetings
- Supporting Docum...

Search for a record > Vex Xanadu 434

Vex
Xanadu
434



Hide personal data

P0000647

No Discussion

Details

Files

Participants

History

Patient Details



Sex

Undifferentiated

Age ?

0 Weeks - 1 Weeks

Record created

22 January 2025

Discussion topic

Currently there is no open discussion.

Open discussion

Select
“participants”
when you are in
your patient page



Success



Patient record for a created

Currently no discussion is open. Open a new discussion to start messaging

CPMS 2.0 - TEST!!! Do
not use real data!!! -

1.47.2

Vex

Xanadu



Hide personal data

434

P0000647

No Discussion

Details

Files

Participants

History

Participant Name ↕

Actions

[Julia NEVEU](#) (Lead, Record Creator)

Items per page:

10 ▾

Showing 1–1 of 1



1 Total Participants

Add participant

Click on “Add participant”

Add participant

Search

Search by group



1 result found

Selected criteria

[Clear all](#)

EB (x)



EB



3



Name ↑

ERN

People

EB

ERN-SKIN

28



1. select 'Search by group'
2. complete the name of your group (AIBD, ALLOCATE, DNA, EB, ED, IPPK, MCTD, MOSAIC, TOXITEN)
3. select the group
4. click on "Add participant" on the bottom right



Cancel

Add participant