



European
Reference
Networks



Manage two factor authentication EU Login

Log in with your
email address
and your
password

Select 'Password'

Sign in to continue

Welcome back


hanae.jaali-chabor@aphp.fr
(External)

[Sign in with a different email address?](#)

Password

[Lost your password?](#)

Choose your verification method



Password


Authenticate to EU Login with only
your password.



Sign in

Click on 'Sign in'

Sign in to continue

 No Trusted Platform or Security Key found. To register a Trusted Platform or Security Key, please go to My account.

Welcome back

may.elhachem@opbg.net
(External)

[Sign in with a different email address?](#)

Choose your verification method



Trusted Platform or Security
Key

Use a Trusted Platform or Security
Key to authenticate with EU Login.



If you have this error message. Click on 'my account'

My Account



My account details




Configure my account



Delete my account



Manage my mobile devices



Manage my Trusted
Platforms and Security
Keys



Manage my eIDs



Display my sessions

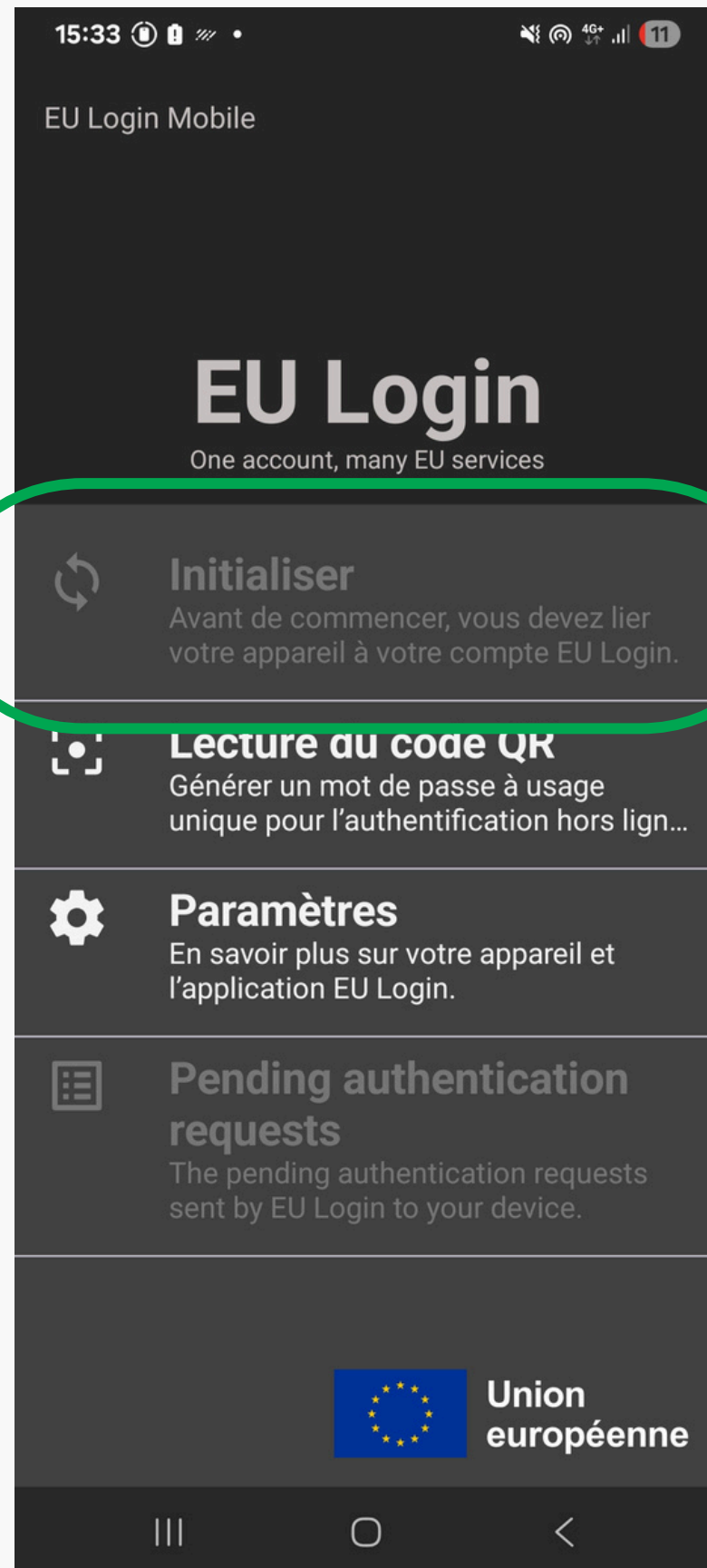
You can view the sessions opened
for visited applications.

Select 'Manage my
mobile devices'

- Then click on 'Add new device'
- you have to complete the name of the device (it could be your name or whatever you want)
 - add a PIN code



On your mobile phone, you
have to download 'EU Login
Mobile' on play store



- In the phone application, click on 'Initialized
- scan the QR code
- put the PIN code

When it is done,
you can connect
selecting 'EU
Login Mobile App
QR Code'

On your mobile,
select 'QR code'
and scan it

Sign in to continue


Welcome back
hanae.jaali-chabor@aphp.fr
(External)

[Sign in with a different email address?](#)


Password

[Lost your password?](#)

Choose your verification method



EU Login Mobile App QR Code
Generate a one-time-password with the EU
Login Mobile app.



Sign in

